



## Club Health Assessment for District 22 A through September 2025

			Status	Membership						Reports				Finance		LCIF
Club Number	Club Name	Charter Date	Times in Status Quo in Past 2 Years	Current Member Count **	YTD Members Added	YTD Members Dropped	YTD Net Growth% ***	Member Count 1 Year Ago	Dropped Members Avg.Length of Service	Months Since Membership Update	Current Officers Reported ****	Current President Repeated Term	VP Reported *****	Last Date Reported Service (mm/yyyy)	Account Balance	YTD Donations
Clubs more than two years old																
8713	ABERDEEN	05/27/1932	Active	44	0	3	-6.38%	48	14	1	Y		N	09/2025		\$1,000.00
67122	ABERDEEN LIONESS	01/21/2003	Active	18	0	0	0.00%	21		3	Y		IP	06/2025		
8714	ANNAPOLIS	05/19/1941	Active	10	0	0	0.00%	10		0	Y	3	R	09/2025		
8723	BALTIMORE FORTY WEST	04/22/1948	Active	15	1	0	7.14%	15		0	Y	2	R	04/2025		
128892	Baltimore Nepalese	09/15/2016	Active	30	4	0	15.38%	22		0	Y		N	09/2025		\$50.00
	Exc Award (06/30/2025)															
8724	BEL AIR	12/15/1942	Active	68	3	0	4.62%	55		0	Y		N	09/2025		\$50.00
	Exc Award (06/30/2018, 06/30/2020, 06/30/2022, 06/30/2023, 06/30/2024, 06/30/2025)															
46508	CHURCHVILLE	08/29/1986	Active	21	0	1	-4.55%	21	2	2	Y	2	N	09/2025		
	Exc Award (06/30/2023)															
8726	CLARKSVILLE	03/16/1971	Active	7	0	0	0.00%	8		3	Y	9		04/2025		
8728	DARLINGTON	05/02/1947	Active	19	0	0	0.00%	21		3	Y			09/2025		
	Exc Award (06/30/2023, 06/30/2024)															
8729	EASTERN REGIONAL	10/26/1942	Active	13	0	0	0.00%	13		2	Y	2	IP	06/2025		
	Exc Award (06/30/2018)															
8732	EDGEWOOD	09/22/1947	Active	18	2	1	5.88%	17	0	0	Y	6	R	09/2025		
8733	ELLCOTT CITY COLUMBIA	04/29/1947	Active	11	0	0	0.00%	8		7	Y	3	N	05/2025		
8734	FALLSTON	03/17/1970	Active	13	0	0	0.00%	13		15	Y	8	R	05/2025		
46400	GLENWOOD	06/16/1950	Active	28	0	1	-3.45%	30	36	2	Y	6		04/2025		
8739	JARRETTSVILLE	05/06/1949	Active	77	0	0	0.00%	70		3	Y		N	06/2025		\$5,000.00
	Exc Award (06/30/2023, 06/30/2024, 06/30/2025)															
8740	JOPPATOWNE L C	01/07/1965	Active	9	0	0	0.00%	9		14	Y	10	R	07/2025	90+ Days	
8742	LINTHICUM	11/22/1943	Active	12	0	0	0.00%	12		2	Y	5	R	06/2025		
8744	LONG GREEN VALLEY	03/04/1957	Active	8	0	1	-11.11%	9	13	0	Y	24	R	04/2025		
8746	OVERLEA	02/22/1946	Active	9	0	0	0.00%	10		3	Y	5	N	04/2025		
111276	PERRY HALL KINGSVILLE	06/09/2011	Active	30	0	1	-3.23%	31	4	1	Y	16		06/2025		
8750	REISTERSTOWN	01/13/1950	Active	20	0	0	0.00%	20		1	Y		R	04/2025		\$100.00



# Club Health Assessment for District 22 A through September 2025

INTERNATIONAL

						Status				Membership				Reports				Finance		LCIF	
						Times in Status Quo in Past 2 Years	Current Member Count **	YTD Members Added	YTD Members Dropped	YTD Net Growth***	Member Count 1 Year Ago	Dropped Members Avg.Length of Service	Months Since Membership Update	Current Officers Reported ****	Current President Repeated Term	VP Reported *****	Last Date Reported Service (mm/yyyy)	Account Balance	YTD Donations		
Exc Award (06/30/2018)						Active	45	0	1	-2.17%	49	17	2	Y		N	09/2025		\$2,300.00		
8753	SEVERN RIVER																			02/02/1956	
Exc Award (06/30/2023)																					
Current Total Clubs Count	YTD New Clubs Count	YTD Cancelled Clubs Count	YTD Net Club Gain	Current Total Members Count	YTD Add	YTD Drop	YTD Net Growth	Member Count 12 Months Ago	Average Member Count Per Club	% of Clubs with less than 20 members	% No Officer Report in 12 Months	% of Clubs with balance 90+ days	Number of Clubs in Status Quo	% Status Quo Clubs in Financial Suspension	Number of Cancelled Clubs	Average Cancelled Club Age	Members Lost Due to Cancellation	% of Clubs Cancelled for Non-Financial Reasons			
22	0	0	0	525	10	9	1	0.19%	512	24	59%	0%	5%	0	0%	0	0	0	0%		

\* - P - Priority Club. Cancellation Reasons: 1-Objectives/conduct, 2-Non-active club, 5-Non-existing club, 6-Disbanding, 7-Merger, 8-Financial Suspension, 9-District/Multiple District Dues.

\*\* Red denotes below 15 active members.

\*\*\* Red denotes 20% + loss.

\*\*\*\* Y - all 3 (President, Secretary, Treasurer) club officers reported, N - not all 3 reported.

\*\*\*\*\* Abbreviation: N-New, IP-Immediate Past, R-Repeat.




# Club Health Assessment for District 22 B through September 2025

			Status	Membership					Reports				Finance	LCIF		
Club Number	Club Name	Charter Date	Times in Status Quo in Past 2 Years	Current Member Count **	YTD Members Added	YTD Members Dropped	YTD Net Growth% ***	Member Count 1 Year Ago	Dropped Members Avg.Length of Service	Months Since Membership Update	Current Officers Reported ****	Current President Repeated Term	VP Reported *****	Last Date Reported Service (mm/yyyy)	Account Balance	YTD Donations
Clubs less than two years old																
186800	Federalsburg Men For Change	08/06/2025	Newly Chartered	20	20	0	100.00%	0		1	Y			09/2025		
Clubs more than two years old																
8759	ALLEN	09/21/1959	Active	26	0	0	0.00%	27		5	Y	2	N	09/2025		
	Exc Award (06/30/2017)															
8760	BERLIN	11/20/1931	Active	49	0	0	0.00%	53		3	Y	5		09/2025		
8761	BETTERTON STILL POND	08/19/1952	Active	19	0	0	0.00%	21		3	Y			09/2025	90+ Days	
8762	CAMBRIDGE	09/03/1952	Active	23	1	0	4.55%	26		0	Y		N	09/2025		
	Exc Award (06/30/2021, 06/30/2023, 06/30/2024)															
8763	CECILTON	04/02/1952	Active	41	2	4	-4.65%	43	20	0	Y	4	R	07/2025		
8765	CHESAPEAKE CITY	11/21/1946	Active	73	0	2	-2.67%	77	3	0	Y		N	09/2025		\$550.00
	Exc Award (06/30/2018, 06/30/2020, 06/30/2022, 06/30/2023, 06/30/2024)															
8766	CHESTERTOWN	02/13/1940	Active	69	3	2	1.47%	70	10	0	Y		N	08/2025		\$1,000.00
	Exc Award (06/30/2018, 06/30/2021, 06/30/2022, 06/30/2023)															
62637	CONOWINGO	01/01/2000	Active	10	0	0	0.00%	10		5	Y	3	R	09/2025		
40859	CRISFIELD	02/22/1982	Active	26	0	0	0.00%	28		4	Y		R	09/2025		\$250.00
66424	CRISFIELD LIONESS	06/28/2002	Active	45	2	0	4.65%	40		0	Y		N	09/2025	90+ Days	\$375.00
8768	DEAL ISLAND CHANCE	10/24/1952	Active	16	8	0	100.00%	16		2	Y	4	R	08/2025		
8769	DENTON	09/26/1946	Active	22	7	0	46.67%	16		1	Y		N	09/2025		
8770	EASTON	02/01/1940	Active	23	1	11	-30.30%	33	15	1	Y		N	09/2025		\$100.00
8771	ELKTON	12/05/1947	Active(1)	9	0	0	0.00%	10		6	Y	7	R	08/2025	90+ Days	
8772	FEDERALSBURG	05/17/1940	Active	82	4	22	-18.00%	98	6	0	Y	2	R	09/2025		
	Exc Award (06/30/2019, 06/30/2020, 06/30/2021)															
8773	FRUITLAND	05/01/1947	Active	10	0	0	0.00%	14		2	Y	2		09/2025		
	Exc Award (06/30/2018)															
8774	GALENA	10/29/1958	Active	12	0	0	0.00%	18		3	Y	2	N	08/2025		




# Club Health Assessment for District 22 B through September 2025

			Status	Membership					Reports				Finance		LCIF	
Club Number	Club Name	Charter Date	Times in Status Quo in Past 2 Years	Current Member Count **	YTD Members Added	YTD Members Dropped	YTD Net Growth% ***	Member Count 1 Year Ago	Dropped Members Avg.Length of Service	Months Since Membership Update	Current Officers Reported ****	Current President Repeated Term	VP Reported *****	Last Date Reported Service (mm/yyyy)	Account Balance	YTD Donations
8775	GREENSBORO	03/18/1938	Active	25	2	0	8.70%	23		0	Y		N	07/2025	90+ Days	\$100.00
8776	HEBRON	02/01/1938	Active	25	0	0	0.00%	25		5	Y	2	R	08/2025		
8777	HURLOCK	02/11/1938	Active	42	2	1	2.44%	42	39	0	Y		N	09/2025		
Exc Award (06/30/2024)																
8778	KENT ISLAND	01/31/1947	Active	12	0	0	0.00%	11		0	Y			08/2025		
8779	MARION	05/07/1951	Active	15	0	0	0.00%	13		0	Y		R	09/2025		
8780	MARYDEL	02/02/1948	Active	15	0	2	-11.76%	17	5	0	Y	2	R	09/2025		
47746	MILLINGTON	10/01/1987	Active	60	0	1	-1.64%	60	38	0	Y	2	R	07/2025		
8783	OCEAN CITY	05/14/1947	Active	29	0	0	0.00%	39		0	Y		N	09/2025		
Exc Award (06/30/2019)																
146138	Ocean City Lioness	05/24/2021	Active	30	0	0	0.00%	46		3	Y			09/2025	90+ Days	\$2,508.54
8785	PERRYVILLE	04/28/1944	Active	13	1	1	0.00%	13	28	0	Y		N	08/2025		
Exc Award (06/30/2018)																
8786	PITTSVILLE	10/09/1945	Active(2)	5	0	0	0.00%	5		25	Y	6		07/2025		
8787	POCOMOKE CITY	02/21/1934	Active	11	0	0	0.00%	11		3	Y	6		09/2025		
8789	PRESTON	02/28/1940	Active	22	1	4	-12.00%	28	4	0	Y		R	09/2025	90+ Days	
8790	PRINCESS ANNE	04/20/1948	Active	35	0	0	0.00%	37		2	Y	2	R	09/2025		
8791	QUEENSTOWN	11/14/1935	Active	14	0	1	-6.67%	20	38	1	N		R	09/2025		
8792	RIDGELY	03/06/1953	Active	41	3	0	7.89%	45		0	Y			07/2025		
8793	RISING SUN	06/08/1932	Active	38	0	0	0.00%	38		3	Y			09/2025		
8794	ROCK HALL	02/04/1953	Active	21	0	0	0.00%	23		3	Y	8		09/2025	90+ Days	\$100.00
8795	SALISBURY	05/21/1923	Active	56	1	1	0.00%	62	47	0	Y		N	08/2025		
120517	Salisbury Heritage	10/09/2013	Active(1)	8	0	3	-27.27%	12	4	2	Y			08/2025		
54330	SALISBURY METRO	04/12/1993	Active	15	0	0	0.00%	15		3	Y	2		09/2025		
127515	Salisbury PRIDE	05/13/2016	Active(2)	14	0	0	0.00%	14		3	Y	5		07/2025		
8796	SHARPTOWN	02/16/1940	Active	8	0	2	-20.00%	10	9	0	Y	4		08/2025		\$50.00
8797	SNOW HILL	04/15/1946	Active	21	0	0	0.00%	24		5	Y	5	R	09/2025		
8798	SUDLERSVILLE	10/01/1962	Active	24	0	0	0.00%	23		5	Y		N	09/2025		
8799	TRAPPE	11/15/1949	Active	18	0	0	0.00%	16		3	N	None		09/2025		



## Club Health Assessment for District 22 B through September 2025

			Status	Membership						Reports				Finance	LCIF	
Club Number	Club Name	Charter Date	Times in Status Quo in Past 2 Years	Current Member Count **	YTD Members Added	YTD Members Dropped	YTD Net Growth% ***	Member Count 1 Year Ago	Dropped Members Avg.Length of Service	Months Since Membership Update	Current Officers Reported ****	Current President Repeated Term	VP Reported *****	Last Date Reported Service (mm/yyyy)	Account Balance	YTD Donations
8801	WILLARDS	10/07/1948	Active	13	0	5	-27.78%	18	5	1	Y	5	R	09/2025		

Clubs Cancelled Previous Fiscal Year – Clubs Cancelled within last 12 months may be reinstated

Club Number	Club Name	Charter Date	Current Status*	Cancellation Date
141686	Salisbury Bonded-By-Loyalty	06/17/2020	Cancelled(8*)	12/30/2024

Current Total Clubs Count	YTD New Clubs Count	YTD Cancelled Clubs Count	YTD Net Club Gain	Current Total Members Count	YTD Add	YTD Drop	YTD Net Growth	YTD Net Growth %	Member Count 12 Months Ago	Average Member Count Per Club	% of Clubs with less than 20 members	% No Officer Report in 12 Months	% of Clubs with balance 90+ days	Number of Clubs in Status Quo	% Status Quo Clubs in Financial Suspension	Number of Cancelled Clubs	Average Cancelled Club Age	Members Lost Due to Cancellation	% of Clubs Cancelled for Non-Financial Reasons
45	1	0	1	1,205	58	62	-4	-0.33%	1,290	27	42%	0%	24%	0	0%	0	0	0	0%

\* - P - Priority Club. Cancellation Reasons: 1-Objectives/conduct, 2-Non-active club, 5-Non-existing club, 6-Disbanding, 7-Merger, 8-Financial Suspension, 9-District/Multiple District Dues.

\*\* Red denotes below 15 active members.

\*\*\* Red denotes 20% + loss.

\*\*\*\* Y - all 3 (President, Secretary, Treasurer) club officers reported, N - not all 3 reported.

\*\*\*\*\* Abbreviation: N-New, IP-Immediate Past, R-Repeat.



# Club Health Assessment for District 22 C through September 2025

			Status	Membership					Reports				Finance		LCIF	
Club Number	Club Name	Charter Date	Times in Status Quo in Past 2 Years	Current Member Count **	YTD Members Added	YTD Members Dropped	YTD Net Growth% ***	Member Count 1 Year Ago	Dropped Members Avg.Length of Service	Months Since Membership Update	Current Officers Reported ****	Current President Repeated Term	VP Reported *****	Last Date Reported Service (mm/yyyy)	Account Balance	YTD Donations
Clubs less than two years old																
176911	Greater Washington AAPI	08/19/2024	Active	16	0	0	0.00%	21		3	Y	2	N			
179595	Mid-Atlantic Community Building	02/04/2025	Active	25	0	0	0.00%	0		3	Y	2	N		90+ Days	
156536	Oxon Hill - Shining Stars	12/07/2023	Active	22	0	0	0.00%	36		2	Y	3	R	02/2025		
Clubs more than two years old																
8805	BELTSVILLE	03/17/1958	Active	41	0	0	0.00%	39		2	Y	4	R	06/2024		
8804	BOWIE	06/20/1962	Active	39	0	0	0.00%	40		0	Y		N	08/2025		\$1,000.00
	Exc Award (06/30/2025)															
8808	BRANDYWINE	01/11/1944	Active	26	0	0	0.00%	26		13	Y	7	R	09/2025		
8810	BURTONSVILLE	12/15/1954	Active	18	0	0	0.00%	18		13	N	2		06/2025		
8811	CALVERT COUNTY	05/01/1940	Active	37	9	0	32.14%	32		2	Y	4	R	09/2025		\$500.00
123888	Capitol Hill	12/29/2014	Active(2)	11	0	0	0.00%	14		3	Y	3		04/2024		
8814	COLESVILLE	11/02/1953	Active	25	0	0	0.00%	21		3	N	4	R	09/2025		\$1,500.00
8815	COLLEGE PARK	11/06/1952	Active	13	1	0	8.33%	8		1	Y	5		09/2025		
8816	DAMASCUS	09/11/1946	Active	59	0	0	0.00%	58		3	Y	3	N	08/2025		\$5,200.00
	Exc Award (06/30/2018, 06/30/2021, 06/30/2024)															
8818	GATEWAY	01/26/1950	Active	11	0	0	0.00%	13		9	Y	5	N	09/2025		
8821	GREENBELT	11/26/1951	Active	14	0	0	0.00%	16		3	Y	8	R	05/2025	90+ Days	
8822	HILLCREST MARLOW HEIGHTS	04/12/1954	Active	9	0	0	0.00%	9		76	Y	11				\$250.00
29101	HOLLYWOOD	04/09/1974	Active	32	0	0	0.00%	31		3	Y			10/2024	90+ Days	
8823	HYATTSVILLE	03/03/1937	Active	2	0	0	0.00%	3		58	N	15				
8827	LA PLATA	01/18/1945	Active	38	2	2	0.00%	42	49	0	Y	3		09/2025		
8828	LAUREL	04/20/1932	Cancelled(6*)	0	0	3	-100.00%	10	33	0	N	None		06/2024		
8829	LAYTONSVILLE	04/10/1961	Active	55	1	2	-1.79%	56	33	0	Y		R	09/2025		
8830	LEONARDTOWN	04/23/1940	Active	62	1	2	-1.59%	59	7	0	Y	2	R	06/2024	90+ Days	\$1,000.00
	Exc Award (06/30/2018)															
8831	LEXINGTON PARK	01/04/1946	Active	6	1	0	20.00%	7		2	Y	5	R	06/2025		\$500.00




# Club Health Assessment for District 22 C through September 2025

			Status	Membership					Reports				Finance		LCIF	
Club Number	Club Name	Charter Date	Times in Status Quo in Past 2 Years	Current Member Count **	YTD Members Added	YTD Members Dropped	YTD Net Growth% ***	Member Count 1 Year Ago	Dropped Members Avg.Length of Service	Months Since Membership Update	Current Officers Reported ****	Current President Repeated Term	VP Reported *****	Last Date Reported Service (mm/yyyy)	Account Balance	YTD Donations
8833	MECHANICSVILLE	03/29/1957	Active	9	0	0	0.00%	10		7	Y	3	R	07/2025	90+ Days	
128515	Melwood Environmental	08/08/2016	Active(1)	8	0	0	0.00%	8		17	N	None		03/2024		
8834	MONOCACY	11/13/1940	Active	55	3	0	5.77%	50		0	Y	2	R	06/2025		
8835	MONTGOMERY CENTRAL DERWOOD	03/17/1968	Active	8	0	0	0.00%	9		4	N	None		03/2024		
8837	MOUNT RAINIER BRENTWOOD	12/12/1946	Active	7	1	0	16.67%	6		1	Y	3	R	01/2024		
8838	OLNEY	03/21/1972	Active	50	0	1	-1.96%	44	28	1	Y	2		05/2025		
Exc Award (06/30/2023)																
8844	RIDGE	05/01/1957	Active	21	2	2	0.00%	23	4	0	Y		N	09/2025		\$100.00
8846	ROCKVILLE	02/17/1938	Active	27	0	0	0.00%	34		7	Y			07/2025		
8847	SANDY SPRING	05/13/1946	Active	54	4	2	3.85%	51	43	0	Y		IP	05/2025		
8849	SILVER HILL	11/02/1970	Active	36	2	0	5.88%	56		1	Y		N	09/2025		\$150.00
36877	SILVER SPRING LEISURE WORLD	04/23/1979	Active	50	1	0	2.04%	60		0	Y		N	09/2025		
8840	SOUTH POTOMAC L C	02/17/1960	Active	10	0	0	0.00%	10		3	Y	4	R	06/2024		
8852	SUBURBAN	11/30/1950	Active	20	0	1	-4.76%	18	1	1	Y		R	09/2025		\$850.00
Exc Award (06/30/2024, 06/30/2025)																
8872	TAKOMA PARK	11/19/1929	Active	19	0	0	0.00%	22		1	Y		R	08/2025		\$500.00
Exc Award (06/30/2016)																
53003	UNIVERSITY PARK	05/01/1992	Active	1	0	0	0.00%	1		4	Y	15		09/2025		
8856	WALDORF	08/27/1947	Active	47	0	0	0.00%	62		1	Y		N	09/2024		
Exc Award (06/30/2024)																
8868	WASH PALISADES GEORGETOWN	02/07/1955	Active	18	0	0	0.00%	19		3	Y	6		03/2025		
8864	WASHINGTON CHI-AM	03/09/1960	Active	6	0	0	0.00%	6		3	Y	7	R	12/2012	90+ Days	
64835	WASHINGTON DC SPECIAL OLYMPICS	12/11/2001	Active(3)	17	17	0	100.00%	12		2	N	2		02/2024		
8862	WASHINGTON FORT STEVENS	06/14/1971	Active	11	1	0	10.00%	8		0	Y	5	R	03/2025		
38434	WASHINGTON MIDTOWN	05/07/1980	Active	37	2	2	0.00%	37	17	0	Y			09/2025		\$225.00
Exc Award (06/30/2022)																



## Club Health Assessment for District 22 C through September 2025

				Status		Membership					Reports				Finance	LCIF
Club Number	Club Name	Charter Date	Times in Status Quo in Past 2 Years	Current Member Count **	YTD Members Added	YTD Members Dropped	YTD Net Growth% ***	Member Count 1 Year Ago	Dropped Members Avg.Length of Service	Months Since Membership Update	Current Officers Reported ****	Current President Repeated Term	VP Reported *****	Last Date Reported Service (mm/yyyy)	Account Balance	YTD Donations

Clubs Cancelled Previous Fiscal Year – Clubs Cancelled within last 12 months may be reinstated

Club Number	Club Name	Charter Date	Current Status*	Cancellation Date
156815	DMV Maryland	01/26/2024	Cancelled(8*)	12/30/2024
149430	The George Washington University Campus	12/29/2021	Cancelled(8*)	12/30/2024
157261	Washington Hope for DC	04/11/2024	Cancelled(8*)	12/30/2024

Current Total Clubs Count	YTD New Clubs Count	YTD Cancelled Clubs Count	YTD Net Club Gain	Current Total Members Count	YTD Add	YTD Drop	YTD Net Growth	YTD Net Growth %	Member Count 12 Months Ago	Average Member Count Per Club	% of Clubs with less than 20 members	% No Officer Report in 12 Months	% of Clubs with balance 90+ days	Number of Clubs in Status Quo	% Status Quo Clubs in Financial Suspension	Number of Cancelled Clubs	Average Cancelled Club Age	Members Lost Due to Cancellation	% of Clubs Cancelled for Non-Financial Reasons
42	0	1	-1	1,072	48	17	31	2.98%	1,105	26	48%	2%	14%	0	0%	1	98	3	-200%

\* - P - Priority Club. Cancellation Reasons: 1-Objectives/conduct, 2-Non-active club, 5-Non-existing club, 6-Disbanding, 7-Merger, 8-Financial Suspension, 9-District/Multiple District Dues.

\*\* Red denotes below 15 active members.

\*\*\* Red denotes 20% + loss.

\*\*\*\* Y - all 3 (President, Secretary, Treasurer) club officers reported, N - not all 3 reported.

\*\*\*\*\* Abbreviation: N-New, IP-Immediate Past, R-Repeat.



## Club Health Assessment for District 22 D through September 2025

			Status	Membership					Reports				Finance	LCIF		
Club Number	Club Name	Charter Date	Times in Status Quo in Past 2 Years	Current Member Count **	YTD Members Added	YTD Members Dropped	YTD Net Growth***	Member Count 1 Year Ago	Dropped Members Avg.Length of Service	Months Since Membership Update	Current Officers Reported ****	Current President Repeated Term	VP Reported *****	Last Date Reported Service (mm/yyyy)	Account Balance	YTD Donations
Clubs less than two years old																
186882	Christiana	07/10/2025	Newly Chartered	26	26	0	100.00%	0		0	Y					
157613	Delaware Generous	03/05/2024	Active(1)	24	0	0	0.00%	24		11	Y		N		90+ Days	
189778	Delaware Media Group	08/26/2025	Newly Chartered	20	20	0	100.00%	0		1	Y		N			
180538	Delaware Valley	01/24/2025	Active	20	0	0	0.00%	0		2	Y	2				
179187	DSU Campus	01/09/2025	Active	33	0	0	0.00%	0		4	Y		N	04/2025	90+ Days	
171500	MOT Area Lions Club	05/13/2024	Active	16	1	3	-11.11%	21	2	2	Y	3		06/2025	90+ Days	
Clubs more than two years old																
133760	Bellefonte	01/30/2018	Active	152	10	26	-9.52%	147	2	0	Y		N	08/2025		\$10,630.00
Exc Award (06/30/2019, 06/30/2023, 06/30/2024)																
8876	BROOKSIDE L C	01/03/1955	Active	13	0	0	0.00%	15		5	Y	7		09/2025		
8877	CAMDEN WYOMING	03/01/1954	Active	20	0	0	0.00%	21		3	Y		R	04/2023		
8881	CLAYMONT	03/28/1938	Active	86	0	0	0.00%	84		1	Y		N	09/2025		\$15.00
Exc Award (06/30/2017, 06/30/2018, 06/30/2019, 06/30/2022, 06/30/2023, 06/30/2024)																
8882	CLAYTON	11/13/1946	Active	25	1	0	4.17%	26		1	Y		N	09/2025		
Exc Award (06/30/2017, 06/30/2018)																
153448	Delaware Camp Conquer	01/13/2023	Active	8	0	0	0.00%	23		5	Y	4		02/2025	90+ Days	
8883	DELAWARE CITY	05/21/1951	Active	25	0	1	-3.85%	25	5	2	Y	2	N	08/2024		
8884	DELMAR	02/22/1938	Active	31	1	1	0.00%	31	37	0	Y	6	R	07/2024		
8885	DEWEY BEACH	04/05/1951	Active	166	4	3	0.61%	157	10	0	Y		N	09/2025		
Exc Award (06/30/2019)																
8886	DOVER	03/26/1946	Active	44	0	3	-6.38%	71	21	1	Y		N	09/2025		\$5,350.00
Exc Award (06/30/2022, 06/30/2023)																
46633	FENWICK ISLAND	11/21/1986	Active	25	0	0	0.00%	28		3	Y	3	R	09/2025		\$200.00
52894	FREDERICA SPRING CREEK	04/14/1992	Active	37	2	0	5.71%	36		2	Y	2	R	09/2025		\$5,500.00
Exc Award (06/30/2017, 06/30/2018, 06/30/2023, 06/30/2024)																



# Club Health Assessment for District 22 D through September 2025

			Status	Membership						Reports				Finance	LCIF	
Club Number	Club Name	Charter Date	Times in Status Quo in Past 2 Years	Current Member Count **	YTD Members Added	YTD Members Dropped	YTD Net Growth% ***	Member Count 1 Year Ago	Dropped Members Avg.Length of Service	Months Since Membership Update	Current Officers Reported ****	Current President Repeated Term	VP Reported *****	Last Date Reported Service (mm/yyyy)	Account Balance	YTD Donations
36970	GLASGOW	04/27/1979	Active	20	0	1	-4.76%	27	9	1	Y		N	09/2025		\$100.00
	Exc Award (06/30/2024)															
8889	GREENWOOD	08/21/1956	Active	3	0	0	0.00%	6		9	Y			10/2023		
8890	HARRINGTON	04/10/1939	Active	46	3	2	2.22%	49	23	0	Y		R	09/2025		\$90.00
	Exc Award (06/30/2016, 06/30/2017, 06/30/2018, 06/30/2023, 06/30/2024)															
8893	LAUREL	11/29/1935	Active	28	2	0	7.69%	27		3	Y		N	06/2024		\$258.00
	Exc Award (06/30/2017)															
8894	LEWES	05/21/1946	Active	36	0	0	0.00%	39		8	Y	5		03/2023		
	Exc Award (06/30/2017)															
8895	LORD BALTIMORE	01/08/1946	Active	71	9	0	14.52%	61		1	Y		N	06/2025		\$100.00
	Exc Award (06/30/2017, 06/30/2019, 06/30/2021, 06/30/2023, 06/30/2024)															
8897	MILFORD	04/29/1946	Active	39	0	0	0.00%	46		0	Y		N	07/2025		\$50.00
	Exc Award (06/30/2019, 06/30/2022)															
8899	MILLSBORO	03/18/1940	Active	26	0	1	-3.70%	25	1	0	Y		N	09/2025		
	Exc Award (06/30/2017)															
8900	MILTON	02/14/1946	Active	42	0	0	0.00%	42		5	Y	2	N	09/2025		\$300.00
	Exc Award (06/30/2019)															
8902	NEW CASTLE HUNDRED	05/07/1947	Active	48	2	0	4.35%	38		1	Y		N	12/2022		\$50.00
	Exc Award (06/30/2019, 06/30/2021, 06/30/2023)															
8903	NEWARK	09/23/1929	Active	8	0	0	0.00%	8		4	Y	3		12/2022		
28139	PIKE CREEK - GREEN HILLS	03/15/1974	Active	17	0	0	0.00%	16		6	Y	12	R	08/2025		\$150.00
8904	REHOBOTH BEACH	10/24/1946	Active	5	0	0	0.00%	5		15	Y			08/2023		
	Exc Award (06/30/2017)															
8905	SEAFORD	02/07/1938	Active	31	0	0	0.00%	32		0	Y		N	08/2025		
8909	TALLEYVILLE-NAAMANS	04/15/1947	Active	10	1	1	0.00%	10	42	2	N	None	N	03/2024		\$20.00
	Exc Award (06/30/2016)															
8911	WILMINGTON MANOR	03/12/1943	Active	27	3	4	-3.57%	25	3	2	Y		N	08/2025		
	Exc Award (06/30/2019)															
152485	Wilmington United	08/29/2022	Active(2)	16	26	10	100.00%	35	3	2	Y			02/2023		



Club Health Assessment for District 22 D through September 2025

			Status		Membership					Reports				Finance	LCIF	
Club Number	Club Name	Charter Date	Times in Status Quo in Past 2 Years	Current Member Count **	YTD Members Added	YTD Members Dropped	YTD Net Growth% ***	Member Count 1 Year Ago	Dropped Members Avg.Length of Service	Months Since Membership Update	Current Officers Reported ****	Current President Repeated Term	VP Reported *****	Last Date Reported Service (mm/yyyy)	Account Balance	YTD Donations

Clubs Cancelled Previous Fiscal Year – Clubs Cancelled within last 12 months may be reinstated

Club Number	Club Name	Charter Date	Current Status*	Cancellation Date
8875	BRIDGEVILLE	10/02/1952	Cancelled(6*)	06/29/2025
122010	Delaware State University Campus	04/25/2014	Cancelled(8*)	12/30/2024
141168	KOPE Cyber	03/10/2020	Cancelled(8*)	09/29/2024
43011	WILMINGTON GATEWAY	09/12/1983	Cancelled(6*)	05/29/2025

Current Total Clubs Count	YTD New Clubs Count	YTD Cancelled Clubs Count	YTD Net Club Gain	Current Total Members Count	YTD Add	YTD Drop	YTD Net Growth	YTD Net Growth %	Member Count 12 Months Ago	Average Member Count Per Club	% of Clubs with less than 20 members	% No Officer Report in 12 Months	% of Clubs with balance 90+ days	Number of Clubs in Status Quo	% Status Quo Clubs in Financial Suspension	Number of Cancelled Clubs	Average Cancelled Club Age	Members Lost Due to Cancellation	% of Clubs Cancelled for Non-Financial Reasons
35	2	0	2	1,244	111	56	55	4.63%	1,200	36	26%	0%	11%	0	0%	0	0	0	0%

\* - P - Priority Club. Cancellation Reasons: 1-Objectives/conduct, 2-Non-active club, 5-Non-existing club, 6-Disbanding, 7-Merger, 8-Financial Suspension, 9-District/Multiple District Dues.  
\*\* Red denotes below 15 active members.  
\*\*\* Red denotes 20% + loss.  
\*\*\*\* Y - all 3 (President, Secretary, Treasurer) club officers reported, N - not all 3 reported.  
\*\*\*\*\* Abbreviation: N-New, IP-Immediate Past, R-Repeat.




## Club Health Assessment for District 22 W through September 2025

			Status	Membership						Reports				Finance		LCIF
Club Number	Club Name	Charter Date	Times in Status Quo in Past 2 Years	Current Member Count **	YTD Members Added	YTD Members Dropped	YTD Net Growth% ***	Member Count 1 Year Ago	Dropped Members Avg.Length of Service	Months Since Membership Update	Current Officers Reported ****	Current President Repeated Term	VP Reported *****	Last Date Reported Service (mm/yyyy)	Account Balance	YTD Donations
Clubs more than two years old																
8912	BOONSBORO	03/16/1931	Active	37	1	0	2.78%	35		2	Y	2	N	11/2024	90+ Days	
8913	BRUNSWICK	06/22/1945	Active	23	5	1	21.05%	15	12	1	Y		N	05/2025		
8915	CHEWSVILLE	02/22/1955	Active	31	0	2	-6.06%	27	7	2	Y		N	09/2025		
8916	CLEAR SPRING	04/07/1949	Active	20	0	0	0.00%	18		3	Y		N	04/2025		
8917	CUMBERLAND	06/10/1931	Active	14	0	0	0.00%	14		23	N	None		04/2025		
8918	DEEP CREEK LAKE L C	11/12/1971	Active	47	2	0	4.44%	46		2	Y		N	07/2025		
28016	DEER PARK	02/28/1974	Active	25	0	1	-3.85%	27	42	0	Y		R	09/2025		\$1,250.00
Exc Award (06/30/2018, 06/30/2019, 06/30/2022)																
41971	EMMITSBURG	11/16/1982	Active	32	0	0	0.00%	32		2	Y	3	N	10/2024		
131130	Flintstone	05/26/2017	Active	7	0	0	0.00%	9		5	N	None		04/2025		
8920	FREDERICK	05/17/1922	Active	13	0	0	0.00%	13		13	N	4		09/2025		
Exc Award (06/30/2016)																
8921	FREDERICK FRANCIS SCOTT KEY	09/14/1959	Active	20	1	0	5.26%	18		1	Y		R	09/2025		
141565	Frederick Fusion	06/22/2020	Active(1)	6	0	0	0.00%	6		2	Y	3		07/2025		
8922	FREEDOM DISTRICT	09/16/1947	Active	84	1	2	-1.18%	87	9	0	Y		N	08/2025		\$30.00
Exc Award (06/30/2018, 06/30/2021, 06/30/2024)																
8923	FROSTBURG	08/01/1945	Active	25	0	0	0.00%	24		0	Y		R	06/2025	90+ Days	
Exc Award (06/01/2025)																
121759	Frostburg State University Campus	04/07/2014	Active(1)	4	0	0	0.00%	4		11	N	None		09/2024		
8925	GLADE VALLEY	04/03/1945	Active	39	0	0	0.00%	37		0	Y		N	09/2025		
Exc Award (06/30/2016, 06/30/2018, 06/30/2019)																
8926	GRANTSVILLE	08/01/1961	Active	45	0	0	0.00%	53		2	Y		N	10/2024		
Exc Award (06/30/2018)																
84701	GREATER CARROLL	01/19/2005	Active	19	1	0	5.56%	29		0	Y		N	10/2024		
8927	HAGERSTOWN	03/13/1923	Active	39	0	0	0.00%	40		3	Y		N	09/2025		
Exc Award (06/30/2023)																
8929	HAMPSTEAD	08/28/1951	Active	64	0	0	0.00%	70		0	Y		N	06/2025		




# Club Health Assessment for District 22 W through September 2025

			Status	Membership						Reports				Finance	LCIF		
Club Number	Club Name	Charter Date	Times in Status Quo in Past 2 Years	Current Member Count **	YTD Members Added	YTD Members Dropped	YTD Net Growth% ***	Member Count 1 Year Ago	Dropped Members Avg.Length of Service	Months Since Membership Update	Current Officers Reported ****	Current President Repeated Term	VP Reported *****	Last Date Reported Service (mm/yyyy)	Account Balance	YTD Donations	
8930	HANCOCK	09/19/1951	Active	9	0	0	0.00%	11		5	N	None		10/2024	90+ Days		
125240	Hancock Lioness	06/22/2015	Active	29	0	1	-3.33%	30	2	0	Y		N	08/2025			
Exc Award (06/30/2018, 06/30/2023)																	
29999	HARNEY	12/09/1974	Active	0	0	16	-100.00%	16	9	0	N	None		11/2024			
Exc Award (06/30/2019)																	
8931	KITZMILLER	04/20/1949	Active	24	0	0	0.00%	23		3	Y	3	N	07/2025	90+ Days		
8938	LA VALE	11/08/1955	Active	94	6	3	3.30%	90	4	0	Y		N	09/2025			
Exc Award (06/30/2016, 06/30/2018, 06/30/2023, 06/30/2024)																	
8932	LIBERTYTOWN UNIONVILLE	04/25/1949	Active	24	1	0	4.35%	22		0	N		N	06/2025			
8933	LINEBORO MANCHESTER	08/02/1945	Active	42	2	1	2.44%	41	8	0	Y		N	08/2025			
8934	LONACONING	10/02/1931	Active	19	0	0	0.00%	20		8	Y	3	R	09/2025	90+ Days		
8936	MIDDLETOWN	02/27/1931	Active	51	2	0	4.08%	51		0	Y		N	09/2025			
8937	MOUNT AIRY	10/25/1940	Active	13	0	0	0.00%	15		4	N	None		04/2025			
30572	MOUNT SAVAGE	04/16/1975	Active	27	5	1	17.39%	26	14	1	Y	2	R	09/2025			
MASON-DIXON																	
97869	MT AIRY 4 COUNTY	10/25/2006	Active	58	1	1	0.00%	67	0	1	N	None	N	06/2025		\$100.00	
8939	MYERSVILLE	06/26/1946	Active	20	0	0	0.00%	23		3	Y	4	N	04/2025			
Exc Award (06/30/2018)																	
8941	NEW MARKET DISTRICT	03/08/1954	Active	35	1	1	0.00%	39	15	0	Y	2	R	09/2024			
Exc Award (06/30/2018)																	
8940	NEW WINDSOR	12/18/1947	Active	37	1	0	2.78%	33		2	Y		N	09/2025		\$15.00	
Exc Award (06/30/2023)																	
117694	NORTH BRANCH	08/22/2012	Active	12	1	1	0.00%	12	3	0	Y	8	R	02/2025			
8942	OAKLAND MT LAKE PARK	11/22/1940	Active	54	0	2	-3.57%	53	9	0	Y		N	09/2025			
42393	RAWLINGS POTOMAC VALLEY	03/08/1983	Active(2)	11	3	6	-21.43%	14	20	2	Y	8	N	04/2025			
8943	ROARING RUN	01/21/1959	Active	33	0	2	-5.71%	33	0	1	Y	2	R	09/2025			
8945	SILVER RUN UNION MILLS	03/09/1961	Active	4	0	0	0.00%	4		6	Y	6		12/2024			
8946	SMITHSBURG	04/10/1945	Active	15	0	0	0.00%	15		6	Y		N	09/2025			
115198	SOUTH CARROLL LIONESS	10/05/2011	Active	37	0	0	0.00%	36		2	Y	3	N	09/2025			
Exc Award (06/30/2022, 06/30/2023)																	



## Club Health Assessment for District 22 W through September 2025

			Status	Membership						Reports				Finance	LCIF	
Club Number	Club Name	Charter Date	Times in Status Quo in Past 2 Years	Current Member Count **	YTD Members Added	YTD Members Dropped	YTD Net Growth% ***	Member Count 1 Year Ago	Dropped Members Avg.Length of Service	Months Since Membership Update	Current Officers Reported ****	Current President Repeated Term	VP Reported *****	Last Date Reported Service (mm/yyyy)	Account Balance	YTD Donations
8947	TANEYTOWN	06/25/1947	Active	35	1	3	-5.41%	35	29	0	Y		N	09/2025		\$1,000.00
8948	TAYLORSVILLE WINFIELD	01/27/1954	Active	15	0	1	-6.25%	17	12	1	Y	9		08/2025		
	Exc Award (06/30/2016, 06/30/2019)															
8949	TERRA RUBRA L C	02/17/1966	Active	72	0	0	0.00%	60		3	Y		N	07/2025		\$2,350.00
	Exc Award (06/30/2025)															
8950	THURMONT	10/28/1929	Active	58	4	5	-1.69%	64	8	0	Y			01/2025		\$150.00
	Exc Award (06/30/2016, 06/30/2017)															
8951	UNION BRIDGE	12/13/1944	Active	29	0	0	0.00%	29		3	N	None		10/2023		
8954	WESTMINSTER	11/07/1940	Active	30	1	3	-6.25%	33	5	1	Y		N	06/2025		
	Exc Award (06/30/2017, 06/30/2024)															
8955	WILLIAMSPORT	04/02/1945	Active	52	0	1	-1.89%	50	15	0	Y		N	06/2025		\$2,000.00
	Exc Award (06/30/2017)															

Clubs Cancelled Previous Fiscal Year – Clubs Cancelled within last 12 months may be reinstated

Club Number	Club Name	Charter Date	Current Status*	Cancellation Date
120806	Monocacy Community	11/22/2013	Cancelled(6*)	07/29/2024
8944	SHARPSBURG	09/30/1949	Cancelled(6*)	06/29/2025
38142	VALLEY	03/31/1980	Cancelled(6*)	07/29/2024

Current Total Clubs	YTD New Clubs	YTD Cancelled Clubs	YTD Net Club Gain	Current Total Members	YTD Add	YTD Drop	YTD Net Growth	YTD Net Growth %	Member Count 12 Months Ago	Average Member Count Per Club	% of Clubs with less than 20 members	% No Officer Report in 12 Months	% of Clubs with balance 90+ days	Number of Clubs in Status Quo	% Status Quo Clubs in Financial Suspension	Number of Cancelled Clubs	Average Cancelled Club Age	Members Lost Due to Cancellation	% of Clubs Cancelled for Non-Financial Reasons
49	0	0	0	1,533	40	54	-14	-0.90%	1,566	31	31%	14%	8%	0	0%	0	0	0	0%

\* - P - Priority Club. Cancellation Reasons: 1-Objectives/conduct, 2-Non-active club, 5-Non-existing club, 6-Disbanding, 7-Merger, 8-Financial Suspension, 9-District/Multiple District Dues.

\*\* Red denotes below 15 active members.

\*\*\* Red denotes 20% + loss.

\*\*\*\* Y - all 3 (President, Secretary, Treasurer) club officers reported, N - not all 3 reported.

\*\*\*\*\* Abbreviation: N-New, IP-Immediate Past, R-Repeat.